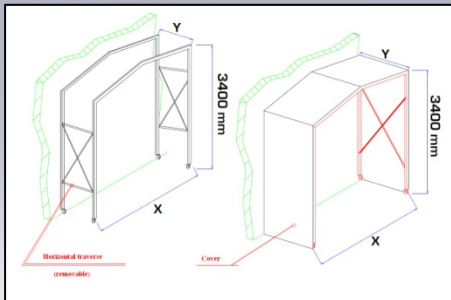



# 21. OVERBAY COVERING DEVICES

## 21a. OVERBAY COVERING PVC TUNNEL

PVC antibreaking profile with anti-ponding double sloping rooftop to be installed on overbay profile, **NOT INCLUDED IN PRICE**

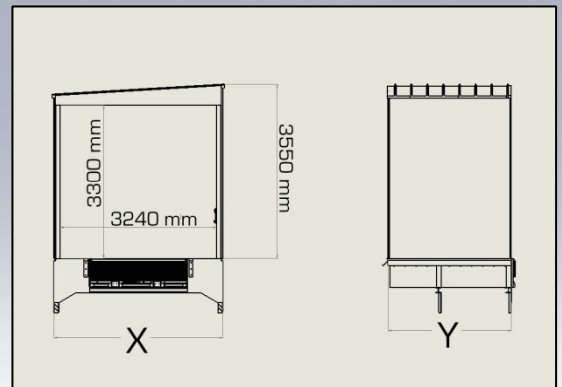


CODE	X (mm)	Y (mm)
C-XB200	3400	2000+650
C-XB250	3400	2500+650
C-XB300	3400	3000+650

## 21b. PANEL HOUSE



Sandwich panel 4mm thick profile with anti-ponding sloping to be installed and completed by **OVERBAY PROFILE, ELECTROHYDRAULIC DOCK LEVELER AND SG FRONTSIDE INSULATING DOCK SHELTER NOT INCLUDED IN PRICE**



CODE	X (mm)	Y (mm)
PH200	3400	2000
PH250	3400	2500
PH300	3400	3000